# JHU - Krieger School of Arts & Sciences / Whiting School of Engineering
# 2022 Fall

**Course:** EN.553.420.03.FA22 : Introduction to Probability

**Instructor:** Fred Torcaso

**1 - The overall quality of this course is:**

| Response Option | Weight | Frequency | Percentage | Percent Responses | Mean |
|---|---|---|---|---|---|
| Poor | (1) | 0 | 0.00% | | 4.00 |
| Weak | (2) | 0 | 0.00% | | |
| Satisfactory | (3) | 7 | 35.00% | | |
| Good | (4) | 6 | 30.00% | | |
| Excellent | (5) | 7 | 35.00% | | |
| N/A | (0) | 0 | 0.00% | | |
| | | | | 0 25 50 75 100 | Question |

| Response Rate | Mean | STD | Median |
|---|---|---|---|
| 20/21 (95.24%) | 4.00 | 0.86 | 4.00 |

**2 - The instructor's teaching effectiveness is:**

| Response Option | Weight | Frequency | Percentage | Percent Responses | Mean |
|---|---|---|---|---|---|
| Poor | (1) | 0 | 0.00% | | 4.21 |
| Weak | (2) | 0 | 0.00% | | |
| Satisfactory | (3) | 6 | 31.58% | | |
| Good | (4) | 3 | 15.79% | | |
| Excellent | (5) | 10 | 52.63% | | |
| N/A | (0) | 0 | 0.00% | | |
| | | | | 0 25 50 75 100 | Question |

| Response Rate | Mean | STD | Median |
|---|---|---|---|
| 19/21 (90.48%) | 4.21 | 0.92 | 5.00 |

**3 - The intellectual challenge of this course is:**

| Response Option | Weight | Frequency | Percentage | Percent Responses | Mean |
|---|---|---|---|---|---|
| Poor | (1) | 0 | 0.00% | | 4.63 |
| Weak | (2) | 0 | 0.00% | | |
| Satisfactory | (3) | 2 | 10.53% | | |
| Good | (4) | 3 | 15.79% | | |
| Excellent | (5) | 14 | 73.68% | | |
| N/A | (0) | 0 | 0.00% | | |
| | | | | 0 25 50 75 100 | Question |

| Response Rate | Mean | STD | Median |
|---|---|---|---|
| 19/21 (90.48%) | 4.63 | 0.68 | 5.00 |

# JHU - Krieger School of Arts & Sciences / Whiting School of Engineering
# 2022 Fall

**Course:** EN.553.420.03.FA22 : Introduction to Probability

**Instructor:** Fred Torcaso

**4 - The teaching assistant for this course is:**

| Response Option | Weight | Frequency | Percentage | Percent Responses | Mean |
|---|---|---|---|---|---|
| Poor | (1) | 0 | 0.00% | | |
| Weak | (2) | 0 | 0.00% | | |
| Satisfactory | (3) | 0 | 0.00% | | |
| Good | (4) | 3 | 16.67% | | |
| Excellent | (5) | 15 | 83.33% | | |
| N/A | (0) | 0 | 0.00% | | |

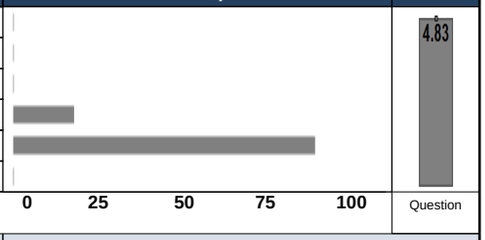


| Response Rate | Mean | STD | Median |
|---|---|---|---|
| 18/21 (85.71%) | 4.83 | 0.38 | 5.00 |

**5 - Please enter the name of the TA you evaluated in question 4:**

- Gabe
- Gabe Gormenzano
- Gabe Gormezano
- Gabe Gormenzano
- Gabe Gormezano
- Gabe Gormezano
- Gabe Gormezano
- Gabe Gormenzano
- Gabe Gormanzo
- Gabe Gormezano
- Gabe Gormezano
- Gabe Gormezano
- Gabe
- Gabe Gormenzano
- Gabe Gormezano
- Gabe
- Gabe Gormezano
- Gabe Gormezano

# JHU - Krieger School of Arts & Sciences / Whiting School of Engineering
# 2022 Fall

**Course:** EN.553.420.03.FA22 : Introduction to Probability

**Instructor:** Fred Torcaso

| 6 - Feedback on my work for this course is useful: | | | | | |
|---|---|---|---|---|---|
| **Response Option** | **Weight** | **Frequency** | **Percentage** | **Percent Responses** | **Mean** |
| Disagree strongly | (1) | 0 | 0.00% |  |  |
| Disagree somewhat | (2) | 0 | 0.00% | | |
| Neither agree nor disagree | (3) | 3 | 16.67% | | |
| Agree somewhat | (4) | 6 | 33.33% | | |
| Agree strongly | (5) | 9 | 50.00% | | |
| N/A | (0) | 0 | 0.00% | | |



| Response Rate | Mean | STD | Median |
|---|---|---|---|
| 18/21 (85.71%) | 4.33 | 0.77 | 4.50 |

| 7 - Compared to other Hopkins courses at this level, the workload for this course is: | | | | | |
|---|---|---|---|---|---|
| **Response Option** | **Weight** | **Frequency** | **Percentage** | **Percent Responses** | **Mean** |
| Much lighter | (1) | 0 | 0.00% |  |  |
| Somewhat lighter | (2) | 0 | 0.00% | | |
| Typical | (3) | 2 | 11.11% | | |
| Somewhat heavier | (4) | 6 | 33.33% | | |
| Much heavier | (5) | 10 | 55.56% | | |
| N/A | (0) | 0 | 0.00% | | |



| Response Rate | Mean | STD | Median |
|---|---|---|---|
| 18/21 (85.71%) | 4.44 | 0.70 | 5.00 |